



IPS-3106-SE-PB

4 x 10/100/1000Base-T RJ-45 with
IEEE 802.3af/at PoE injector +
2 x 100/1000Base-X SFP Slot
Managed Industrial Switch

Description

Connection Technology Systems (CTS) IPS-3106-SE-PB Industrial PoE Switch is the 4 x 10/100/1000Base-T RJ-45 with 802.3af/at PoE injector + 2 x 100/1000Base-X SFP slot Industrial PoE Managed Switch.

The IPS-3106-SE-PB switches the traditional twist-pair RJ-45 cable into various fiber optics media. It offers easy management of uplink port (2 x port fiber). The fiber optical port of IPS-3106-SE-PB can support various connection distances via multi-mode fiber, single-mode fiber or Bi-directional single-mode fiber for the deployment to the control room, warehouse or factory.

The IPS-3106-SE-PB Industrial PoE Switch is designed for deployment at industrial sites. With DIN-rail mounting, you can easily mount the Industrial PoE Switch at your sites such as factory or warehouse. The terminal blocks provide power redundancy to prevent any possible power outage and digital input/output to serve as an alarm.

The IPS-3106-SE-PB Industrial PoE Switch provides perfect solution for delivering power over Ethernet for IP cameras, Wi-Fi access points or IP phones at an extended operating temperature (-40°C ~ 75°C) to withstand against harsh environment for better performance. The IPS-3106-SE-PB is fully compliant with IEEE standards such as IEEE 802.3/802.3u/802.3ab/802.3z to ensure interoperability between network devices.

The IPS-3106-SE-PB Industrial PoE Switch provides easy management ways via telnet CLI and SNMP. Combined with rich L2+ features and reliable management functions, the IPS-3106-SE-PB will significantly help save OPEX (operational cost) for network administrators.

Features

■ IEEE 802.3ad Link Aggregation

A cost-efficient way to increase bandwidth and reliability by grouping multiple links into one.

■ Dual Power Input from DC 24V to 54V

Two sets of power inputs ranging from DC 24V ~ 54V bring you the seamless transition of power supply in case of a sudden outage on either set of power inputs.

■ Compatible with IEEE 802.3af/at PoE+

The support of IEEE 802.3at/af PoE+ standard enables safe transfer of electrical power and the transmission of digital data over Ethernet cable.

■ Extended Operation Temperature -40°C ~ 75°C

The extensive range ensures the reliable performance of mission-critical applications under extreme and rapidly changing temperatures.

■ All Aluminum Housing

The aluminum housing material provides a remarkable strength-to-weight ratio, capable of undergoing an arduous operating environment yet still staying portably light-weight.

Target Applications

- **Point-to-Point Fiber Connectivity in Harsh Environment**
- **Long Distance IP surveillance Network Deployment**
- **Factory, Parking Lot, ITS, Smart City Network Deployment**

Specification

■ Interface

- Fiber Port
- 2 x 100/1000Base-X SFP
- RJ-45 Port
- 4 x 10/100/1000Base-T RJ-45 with IEEE 802.3af/at PoE injector
- Console Port
- 1 x RS-232 to RJ-45 Serial Port
- Terminal Block
- 1 x Digital Output (Alarm Relay)
- 1 x Digital Input

■ Standards

- IEEE 802.3 10Base-T
- IEEE 802.3u 100Base-TX/FX
- IEEE 802.3ab 1000Base-T
- IEEE 802.3z 1000Base-X
- IEEE 802.3az EEE
- IEEE 802.3x Flow Control
- IEEE 802.3ad Link Aggregation
- IEEE 802.1p Priority
- IEEE 802.1q Tag VLAN
- IEEE 802.1d STP
- IEEE 802.1w RSTP
- IEEE 802.1x Authentication Network Access Control
- IEEE 802.3af Power over Ethernet
- IEEE 802.3at Power over Ethernet +

■ H/W Specification

- MAC Address Table: 8K
- Non-Blocking Switching Fabric: 12Gbps
- Throughput @ 64Bytes: 8.928Mpps
- Packet Buffer: 4.1Mbit
- Jumbo Frame: 9K Bytes
- Store and Forward Switching Mechanism
- Auto-Cross Over for MDI/MDIX in TP Ports
- Auto-Negotiation in TP Ports
- Full/Half Duplex Mode Operation

■ LED

- P1, P2, STA, ALM, Master, Ring, Link/Act, COM, PoE

■ Forward/Filter Rate

- 10M: 14,880/14,880pps
- 100M: 148,800/148,800pps
- 1000M: 1,488,000/1,488,000pps

■ Power over Ethernet

- Per Port Power Pin Assignment
- IEEE 802.3af/at (mode A/end-span): 1/2(-), 3/6(+)
- max. PoE output Budget: 15/30W
- Total PoE Power Budget: 120W

■ Layer 2 Switch Features

- VLAN**
- IEEE 802.1q VLAN
- VLAN ID: 4094 IDs
- VLAN Concurrent Groups: 2K VLAN Groups
- Port-Based VLAN
- VLAN Translation
- Q-in-Q Double Tag with Configurable EtherType

QoS

- QoS based on 802.1p CoS, VLAN and DSCP
- Scheduling Algorithm
- Weighted Round Robin (WRR)
- Strict Priority Queuing (SPQ)
- QoS Priority Queues: 8 Queues
- 802.1p P-bit & DSCP Remarking
- Port-Based Rate Limit (Ingress/Egress)

Network Redundancy

- IEEE 802.1d Spanning Tree Protocol (STP)
- IEEE 802.1w Rapid Spanning Tree Protocol (RSTP)
- Fast Ring v2/Chain Redundancy Protocols
- IEEE 802.3ad Link Aggregation (LACP) algorithm of source / destination IP, MAC, L4 Port
- Static Port Trunking
- Up to 3 Aggregation Groups, 4 Ports per Group

Multicast

- IGMP Snooping v1/v2/v3
- IGMP Fast Leave and Querier
- MLD v1/v2 Snooping
- MLD Querier
- IGMP/MLD Snooping Group: 128/64 Groups
- IP Multicast Filter with Segment and Profile
- Static Multicast Group

IPv6 Feature

- IPv6 over Ethernet (RFC 2464)
- IPv6 Addressing Architecture (RFC 4291)
- IPv6 Dual Stack (RFC 4213)
- ICMPv6 (RFC 4884)
- Path MTU Discovery for IPv6 (RFC 1981)
- Neighbour Discovery (RFC 4861)
- DHCPv6 Client

Layer 2 Protocol Tunnelling

- CDP, LLDP, STP, VTP, LACP, PAgP & UDLD

Access Control List

- Physical Port, Ether Type, MAC Address, VID, ToS, Protocol Type, L4 Port and IP Address
- ACL Entries (IPv4: 128 Entries, IPv6: 64 Entries)

■ PoE Management

- System/per port PoE off and on
- PoE Inline Mode
- Auto af/at, shutdown, injector-30Watt
- PoE priority, on/off by schedule

■ Security

- 802.1x Port Base Access Control
- 802.1x RADIUS Authentication
- 802.1x TACACS+
- 802.1x MAC Authentication Bypass
- RADIUS Based VLAN Assignment
- DHCP Option 82 Relay Agent
- DHCP Option 82 with Configurable Circuit and Remote ID
- DHCP Snooping and DHCP Server Trust Port
- IP Source Guard
- Port Isolation
- Storm Control
- Unknown Unicast/Unknown Multicast/Broadcast
- MAC Limiter
- Per VLAN Loop Detection

■ Management

- SNMP v1, v2c & v3
- Web (HTTP/HTTPS)
- CLI (Console/Telnet/SSHv2)
- Port Configuration
- Speed/Duplex/Flow Control/Description
- NTP with Daylight Saving Time
- SNTP
- Layer 2 Control Protocol Filter
- Static MAC Address Table
- LLDP

■ Maintenance

Diagnostic

- Port Mirror
- ICMP Ping
- Event log
- Syslog
- SFP SFF-8472 DDMI Monitor
- Temp/Volt/TX Bias/TX Power/RX Power
- CPU Temperature/Utilization
- Memory Statistics

Upgrade/Restore

- Firmware Upgrade/Downgrade
- HTTP/FTP/TFTP
- DHCP Auto-provision via DHCP Option 60/43
- Configuration Upload/Backup
- HTTP/FTP/TFTP
- DHCP Auto-provision via DHCP Option 60/43

■ Power Requirement

- Dual DC Input:
- 24~54VDC (4-pin removable terminal block)
- Max. Power Consumption: 135W (460.6 BTU/h)

■ Environmental Condition

- Operation: -40°C ~ 75°C
- Storage: -40°C ~ 85°C
- Humidity: 5% ~ 90%, Non-condensing

■ Dimension & Weight

- Size: 63 x 110 x 135mm (W x D x H)
- Weight: 0.92 Kg
- Housing: Aluminium, IP30

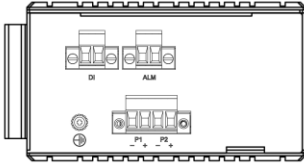
■ EMC/Safety

- CE, FCC Class A
- ITU-T K.21
- Shock: IEC 60068-2-27
- Freefall: IEC 60068-2-32
- Vibration: IEC 60068-2-6

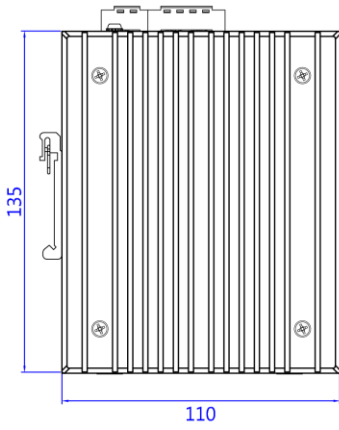
Dimension

Unit : mm

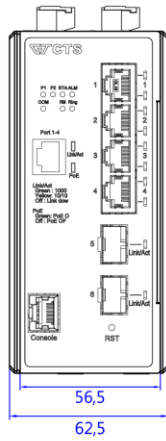
Top View



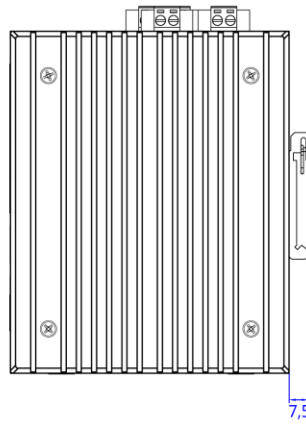
Side View



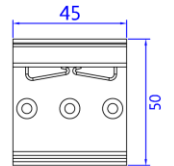
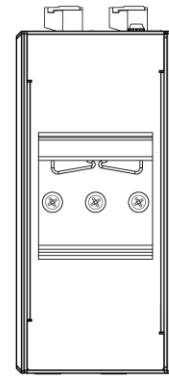
Front View



Side View



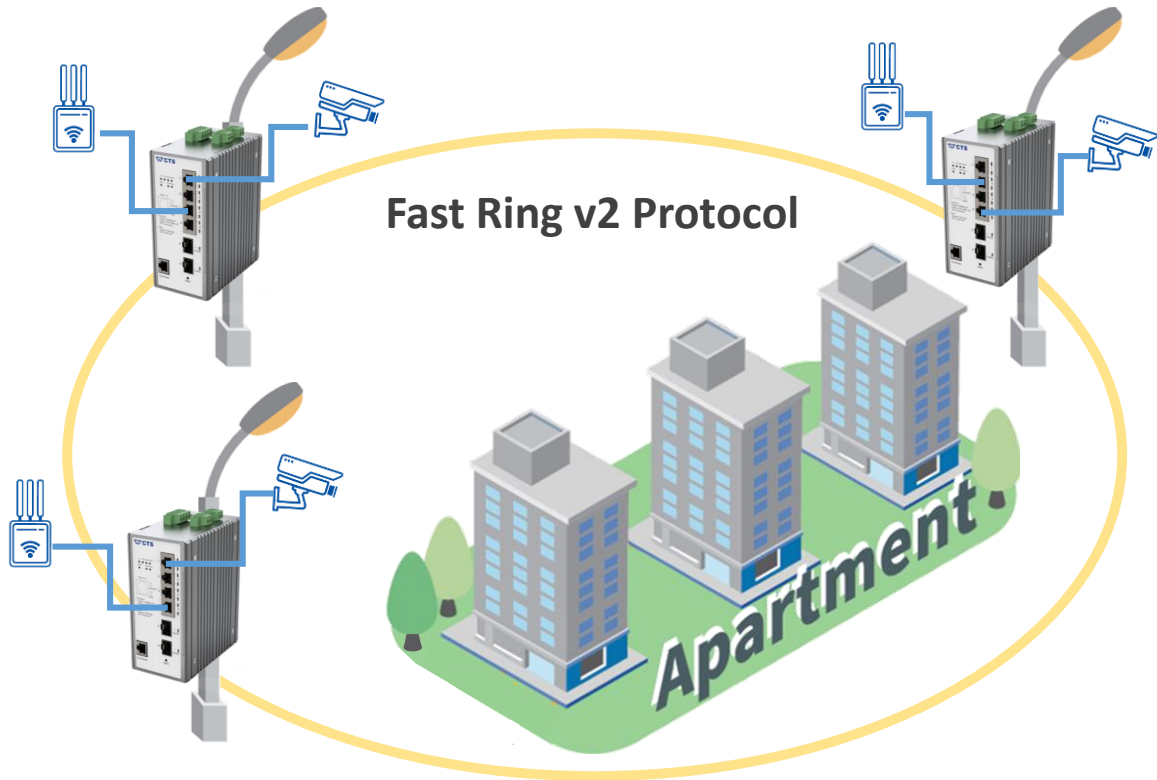
Rear View



Bottom View




Application Diagram

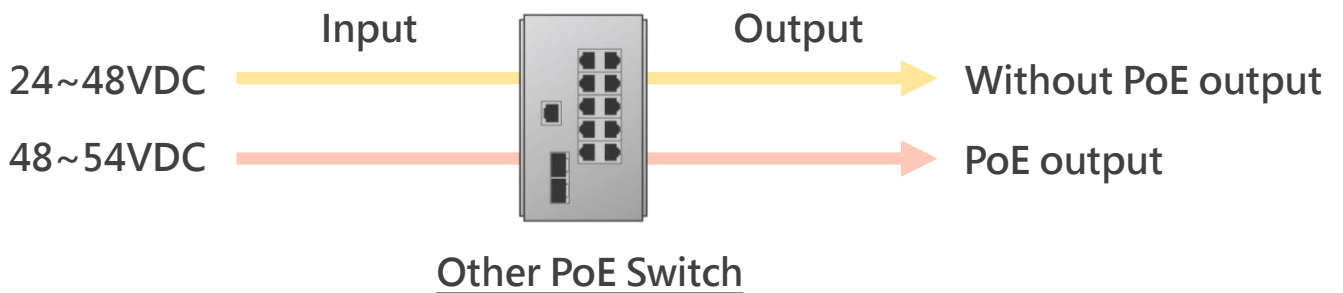


Power Booster Technology

With Power Booster



Without Power Booster



Order Information

Model	Fiber Port			TP Port		Support Power Source
	Speed	Type	Slots	Speed	Ports	
IPS-3106-SE-PB	100/1000Mbps	SFP	2	10/100/1000Mbps	4 with 802.3af/at Injector	Dual 24~54V DC with 4-pin removable terminal block

Accessory

SFP-31FC-D

Model	Specification					
	Speed	Type	Connector	Distance	Wavelength	Operating Temperature
SFP-31FC-D	1000Mbps	MM	LC	550M	850nm	-40°C ~ 85°C
SFP-31FC-(MM-02)-D	1000Mbps	MM	LC	2KM	1310nm	-40°C ~ 85°C
SFP-31FC(SM-10/20)-D	1000Mbps	SM	LC	10/20KM	1310/1310nm	-40°C ~ 85°C
SFP-31W2A(SM-10/20)-D	1000Mbps	WDM	LC	10/20KM	TX: 1310/1310nm	-40°C ~ 85°C
					RX: 1550/1550nm	
SFP-31W2B(SM-10/20)-D	1000Mbps	WDM	LC	10/20KM	TX: 1550/1550nm	-40°C ~ 85°C
					RX: 1310/1310nm	

Connection Technology Systems Inc. (HQ)

Tel.: +886-2-2698-9661
E-mail: cts_esales@ctsystem.com
info@ctsystem.com
Sales Direct Line: +886-2-26989201

Connection Technology Systems NE AB

Tel: +46-31-221980
E-mail: info@ctsystem.se

Connection Technology Systems CE GmbH

Tel: +43-1-235 05 66-0
E-mail: cts_ce@ctsystem.com



Connection Technology Systems Japan

Tel: +81-6-6450-8890
E-mail: cts_japan@ctsystem.com

Connection Technology USA Inc.

Tel: +1-510-509-0304
Sales Direct Line: +1-510-509-0305
E-mail: cts_us@ctsystem.com

Connection Technology Systems India Private Limited

E-mail: kirti_simha@ctsystem.com



Connection Technology Systems (CTS) reserves the right to change specification without prior notice.